



NATA LIGHTING CO.,LTD.
www.nata.cn
Email:info@nata.com
Tel:+86-750-3770000 Fax:+86-750-3771111
Address:380JinOu Road,GaoXin Zone,Jiang Men City,Guangdong,China

NT

Client:

LumCAT: 2-2685-L

Luminaire: 92.70.411.00

Report No: 2024403-B017

Ballast type: AC

Test No: 2024403-C017

Voltage(V): 34.410

LampCAT: Fortimo_SLM_C_1208

Current(A): 0.578

Lamp flux(lm): 3438.0

Power (W): 19.888

Number of Lamps: 1

PF: 0.000

Length(mm): 0

Width(mm): 0

Phm Type: C

Height(mm): 0

Photometric Results

Lumens(lm): 2947.32, Efficiency(%): 85.73% , Luminous Efficacy(lm/W): 148.20

Central intensity(cd): 4918.582, Maximum intensity(cd): 4918.582

Angle of maximum intensity: C=0.0 γ =0.0

Beam Angle(50%Imax): [C0/180]Total=46.4

[C90/270]Total=46.4

Field angle(10%Imax): [C0/180]Total=69.8

[C90/270]Total=69.8

Maximum s/h(1/2): C0_180=0.74 C90_270=0.74

Maximum s/h(1/4): C0_180=0.72 C90_270=0.72

Up flux rate of lamp(%): 0.00%

Down flux rate of lamp(%): 85.73%

Up flux rate of LUM(%): - -

Down flux rate of LUM(%): 100.00%

CIE Type : Direct lighting

Output flux ratio in π solid angle : 97.878%

Equipment: GMS1980
Temperature(°C): 25.0

Date: 2024/4/03
Humidity(%): 60.0%

Operator: NT07
Distance(m): 7.65

$\gamma(^{\circ})$	Average I(cd)	Zonal F(lm)	Sum F(lm)	Eff Flux(%)	Eff Sum(%)
0.0	4918.582	0.000	0	0.00%	0.00%
1.0	4916.826	4.706	4.706	0.14%	0.16%
2.0	4901.611	14.092	18.798	0.41%	0.64%
3.0	4874.105	23.380	42.179	0.68%	1.43%
4.0	4842.576	32.525	74.704	0.95%	2.53%
5.0	4805.634	41.506	116.21	1.21%	3.94%
6.0	4760.352	50.272	166.481	1.46%	5.65%
7.0	4707.316	58.766	225.247	1.71%	7.64%
8.0	4635.333	66.864	292.111	1.94%	9.91%
9.0	4547.037	74.418	366.529	2.16%	12.44%
10.0	4443.087	81.357	447.886	2.37%	15.20%
11.0	4340.672	87.768	535.654	2.55%	18.17%
12.0	4217.117	93.549	629.203	2.72%	21.35%
13.0	4101.462	98.721	727.923	2.87%	24.70%
14.0	3975.199	103.381	831.304	3.01%	28.21%
15.0	3836.135	107.237	938.541	3.12%	31.84%
16.0	3672.272	110.019	1048.561	3.20%	35.58%
17.0	3510.896	111.861	1160.422	3.25%	39.37%
18.0	3352.447	113.162	1273.584	3.29%	43.21%
19.0	3177.318	113.605	1387.188	3.30%	47.07%
20.0	3015.357	113.343	1500.531	3.30%	50.91%
21.0	2844.179	112.515	1613.046	3.27%	54.73%
22.0	2653.834	110.485	1723.531	3.21%	58.48%
23.0	2488.216	107.894	1831.425	3.14%	62.14%
24.0	2304.236	104.780	1936.205	3.05%	65.69%
25.0	2117.695	100.545	2036.75	2.92%	69.11%
26.0	1926.107	95.454	2132.205	2.78%	72.34%
27.0	1744.029	89.791	2221.996	2.61%	75.39%
28.0	1494.526	81.993	2303.989	2.38%	78.17%
29.0	1302.513	73.178	2377.167	2.13%	80.66%
30.0	1193.106	67.381	2444.549	1.96%	82.94%
31.0	1014.722	61.441	2505.989	1.79%	85.03%
32.0	852.870	53.504	2559.493	1.56%	86.84%
33.0	699.044	45.720	2605.213	1.33%	88.39%
34.0	577.719	38.639	2643.852	1.12%	89.70%
35.0	476.995	32.756	2676.608	0.95%	90.81%
36.0	392.591	27.688	2704.295	0.81%	91.75%
37.0	326.117	23.440	2727.736	0.68%	92.55%

$\gamma(^{\circ})$	Average I(cd)	Zonal F(lm)	Sum F(lm)	Eff Flux(%)	Eff Sum(%)
38.0	274.514	20.048	2747.784	0.58%	93.23%
39.0	250.652	17.925	2765.709	0.52%	93.84%
40.0	189.554	15.353	2781.062	0.45%	94.36%
41.0	148.259	12.029	2793.091	0.35%	94.77%
42.0	124.243	9.900	2802.992	0.29%	95.10%
43.0	104.880	8.487	2811.479	0.25%	95.39%
44.0	89.554	7.338	2818.818	0.21%	95.64%
45.0	77.572	6.423	2825.241	0.19%	95.86%
46.0	68.347	5.707	2830.947	0.17%	96.05%
47.0	62.217	5.193	2836.14	0.15%	96.23%
48.0	57.155	4.826	2840.966	0.14%	96.39%
49.0	53.226	4.533	2845.499	0.13%	96.55%
50.0	49.847	4.297	2849.796	0.12%	96.69%
51.0	46.942	4.095	2853.891	0.12%	96.83%
52.0	44.382	3.919	2857.81	0.11%	96.96%
53.0	42.129	3.763	2861.573	0.11%	97.09%
54.0	40.271	3.632	2865.205	0.11%	97.21%
55.0	38.530	3.518	2868.722	0.10%	97.33%
56.0	37.008	3.413	2872.136	0.10%	97.45%
57.0	35.509	3.316	2875.451	0.10%	97.56%
58.0	33.965	3.213	2878.664	0.09%	97.67%
59.0	32.487	3.107	2881.771	0.09%	97.78%
60.0	31.032	3.001	2884.772	0.09%	97.88%
61.0	29.642	2.895	2887.667	0.08%	97.98%
62.0	28.083	2.782	2890.449	0.08%	98.07%
63.0	26.898	2.674	2893.123	0.08%	98.16%
64.0	25.677	2.580	2895.702	0.08%	98.25%
65.0	24.404	2.478	2898.181	0.07%	98.33%
66.0	23.336	2.382	2900.563	0.07%	98.41%
67.0	22.634	2.311	2902.874	0.07%	98.49%
68.0	22.129	2.268	2905.142	0.07%	98.57%
69.0	21.734	2.238	2907.379	0.07%	98.64%
70.0	21.470	2.219	2909.598	0.06%	98.72%
71.0	21.222	2.207	2911.805	0.06%	98.80%
72.0	21.002	2.196	2914	0.06%	98.87%
73.0	20.812	2.187	2916.187	0.06%	98.94%
74.0	20.622	2.178	2918.365	0.06%	99.02%
75.0	20.454	2.170	2920.536	0.06%	99.09%

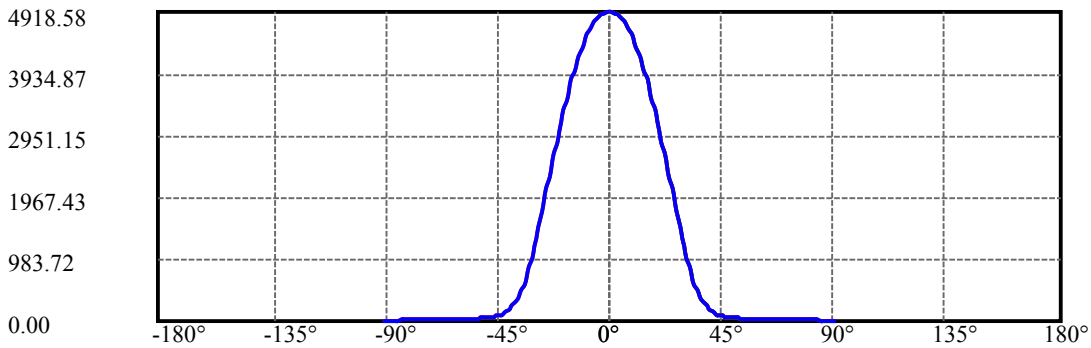
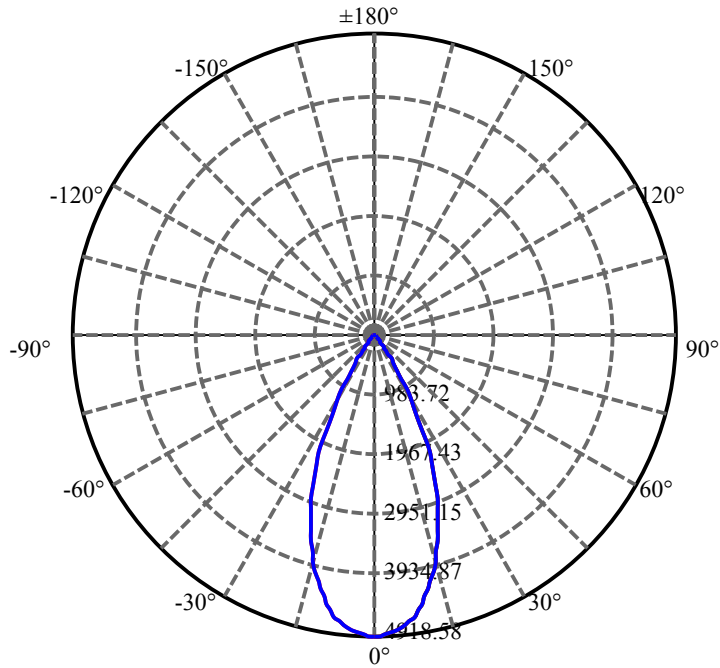
$\gamma(^{\circ})$	Average I(cd)	Zonal F(lm)	Sum F(lm)	Eff Flux(%)	Eff Sum(%)
76.0	20.271	2.162	2922.697	0.06%	99.16%
77.0	20.073	2.151	2924.848	0.06%	99.24%
78.0	19.839	2.137	2926.985	0.06%	99.31%
79.0	19.488	2.113	2929.098	0.06%	99.38%
80.0	18.859	2.067	2931.165	0.06%	99.45%
81.0	18.157	2.002	2933.167	0.06%	99.52%
82.0	17.388	1.928	2935.095	0.06%	99.59%
83.0	16.211	1.826	2936.921	0.05%	99.65%
84.0	15.048	1.703	2938.624	0.05%	99.70%
85.0	14.104	1.591	2940.215	0.05%	99.76%
86.0	13.438	1.505	2941.72	0.04%	99.81%
87.0	13.014	1.448	2943.168	0.04%	99.86%
88.0	12.707	1.409	2944.577	0.04%	99.91%
89.0	12.458	1.379	2945.956	0.04%	99.95%
90.0	12.414	1.364	2947.32	0.04%	100.00%

ZONAL LUMEN SUMMARY

Zone	Lumens	%Lamp	%Fixt
0-30	2444.55	71.10%	82.94%
0-40	2781.06	80.89%	94.36%
0-60	2884.77	83.91%	97.88%
0-90	2945.96	85.69%	99.95%
0-120	2945.96	85.69%	99.95%
0-180	2947.32	85.73%	100.00%
60-90	61.18	1.78%	2.08%
90-120	0.00	0.00%	0.00%
90-130	0.00	0.00%	0.00%
90-150	0.00	0.00%	0.00%
90-180	0.00	0.00%	0.00%
0-28.74	2357.86	68.58%	80.00%

ZONAL LUMEN SUMMARY

0-10	447.89
10-20	1052.65
20-30	944.02
30-40	336.51
40-50	68.73
50-60	34.98
60-70	24.83
70-80	21.57
80-90	14.79
90-100	0.00
100-110	0.00
110-120	0.00
120-130	0.00
130-140	0.00
140-150	0.00
150-160	0.00
160-170	0.00
170-180	0.00



C0(Max): —————

C0/C180: —————

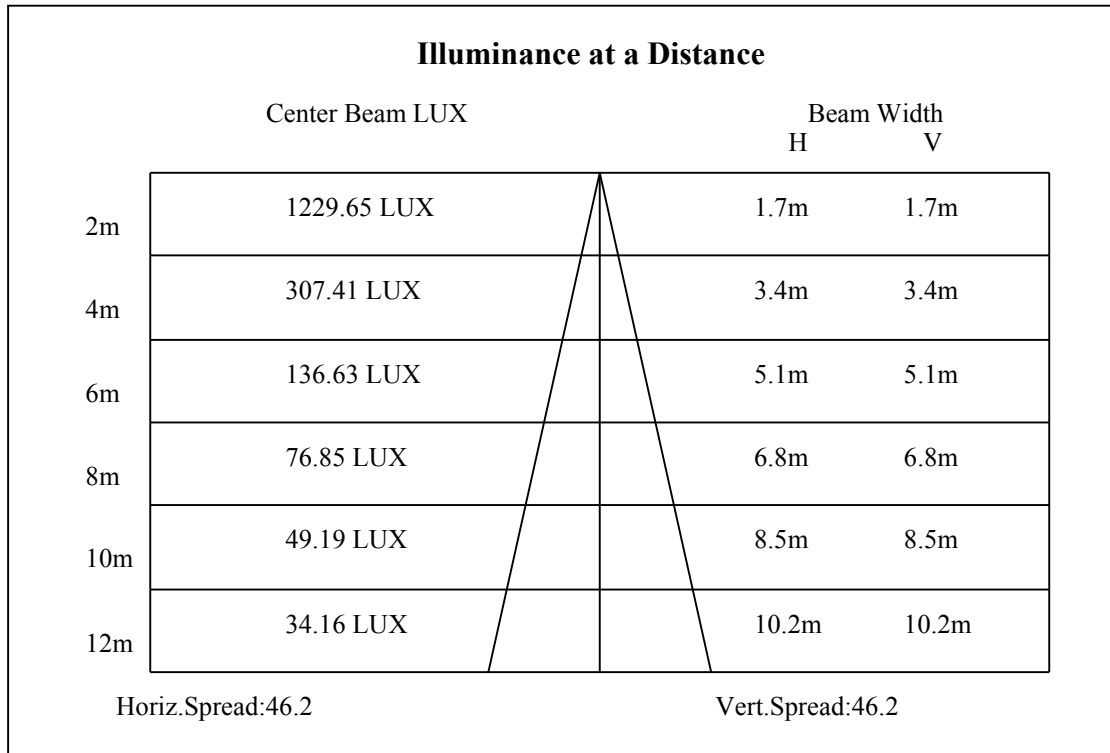
C90/C270: —————

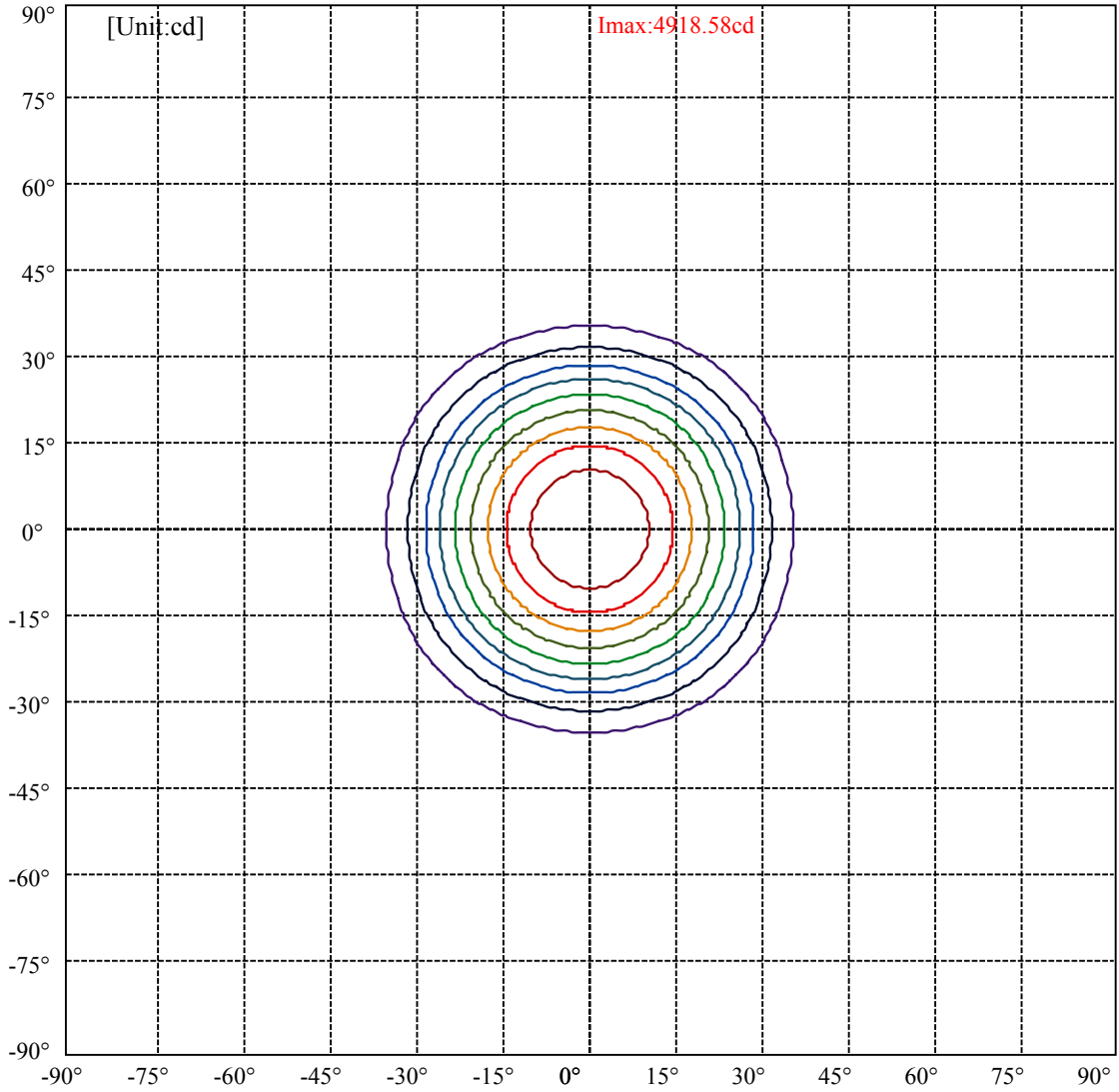
Field angle(10%Imax):C0/180Left:34.9 Right:34.9

:C90/270Left:34.9 Right:34.9

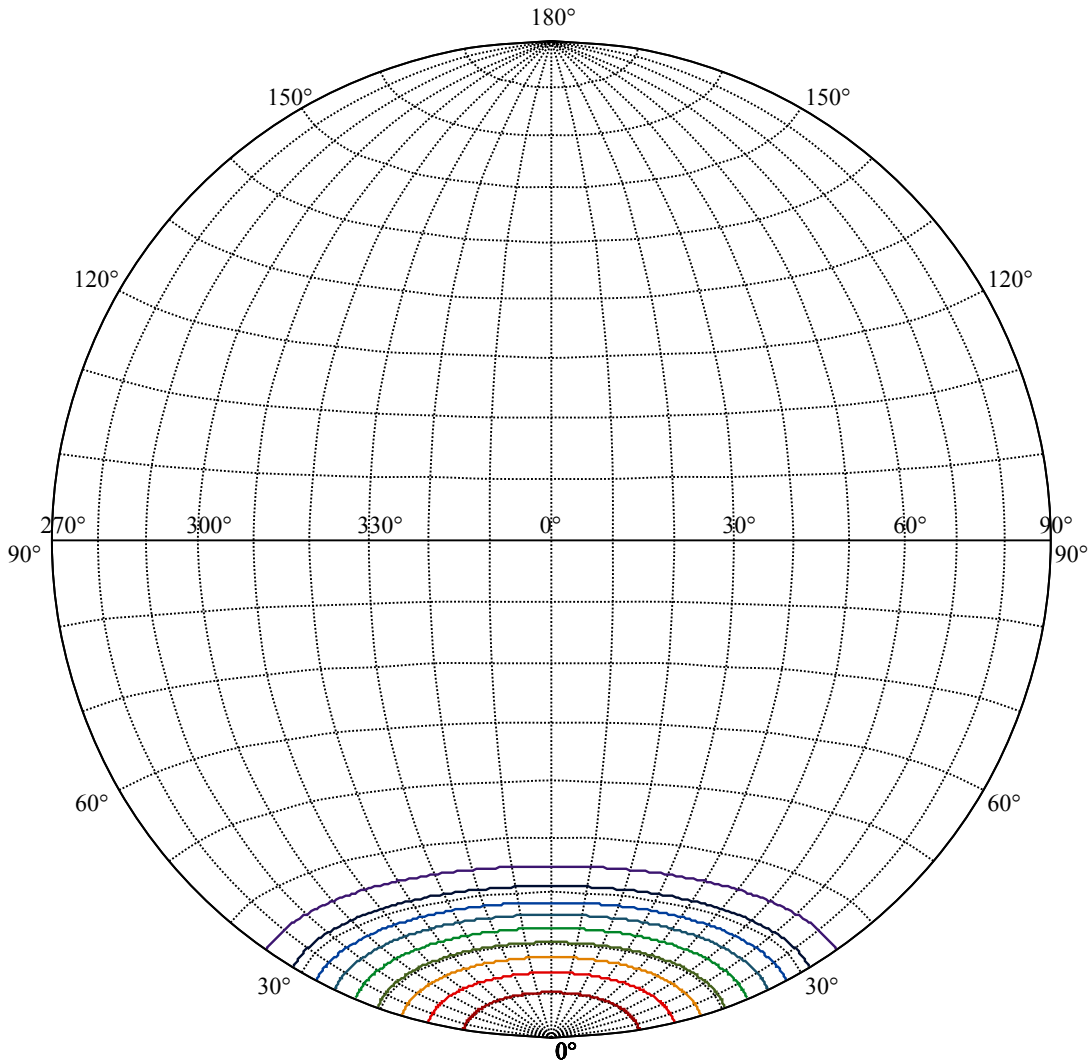
Beam Angle(50%Imax):C0/180Left:23.2 Right:23.2

:C90/270Left:23.2 Right:23.2





(10%I _{max}) 491.858	—
(20%I _{max}) 983.716	—
(30%I _{max}) 1475.57	—
(40%I _{max}) 1967.43	—
(50%I _{max}) 2459.29	—
(60%I _{max}) 2951.15	—
(70%I _{max}) 3443.01	—
(80%I _{max}) 3934.87	—
(90%I _{max}) 4426.72	—



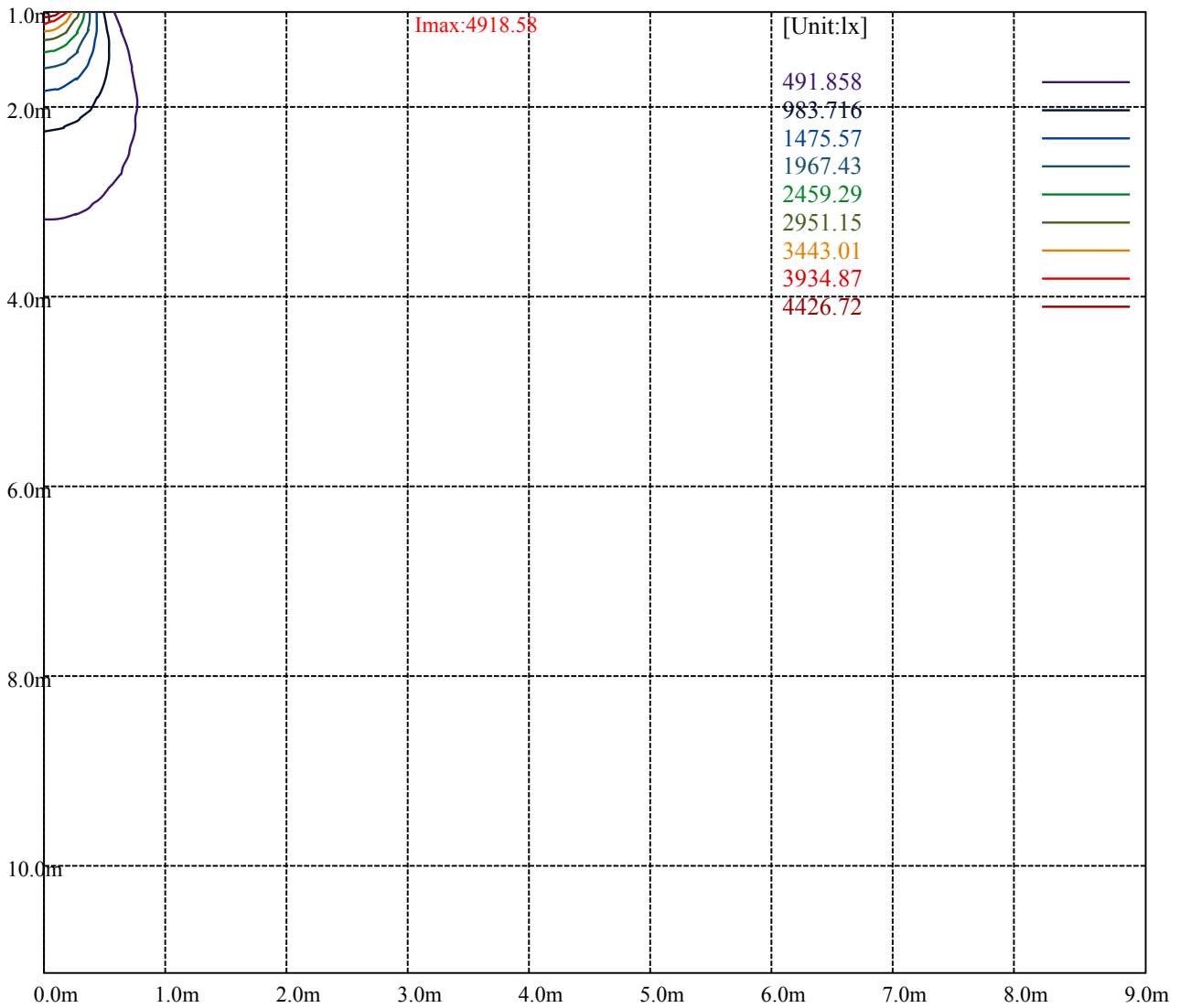
House

[Unit:cd]

Road

I_{max}:4918.58

(10%I _{max})	491.858	—
(20%I _{max})	983.716	—
(30%I _{max})	1475.57	—
(40%I _{max})	1967.43	—
(50%I _{max})	2459.29	—
(60%I _{max})	2951.15	—
(70%I _{max})	3443.01	—
(80%I _{max})	3934.87	—
(90%I _{max})	4426.72	—



Luminance Table

γ	45	50	55	60	65	70	75	80	85
C0	0	0	0	0	0	0	0	0	0
C45	0	0	0	0	0	0	0	0	0
C90	0	0	0	0	0	0	0	0	0

L(Hor)(65)	L(Ver)(65)	L45(65)	L(Hor)(75)	L(Ver)(75)	L45(75)	L(Hor)(85)	L(Ver)(85)	L45(85)
0	0	0	0	0	0	0	0	0

Glare Table

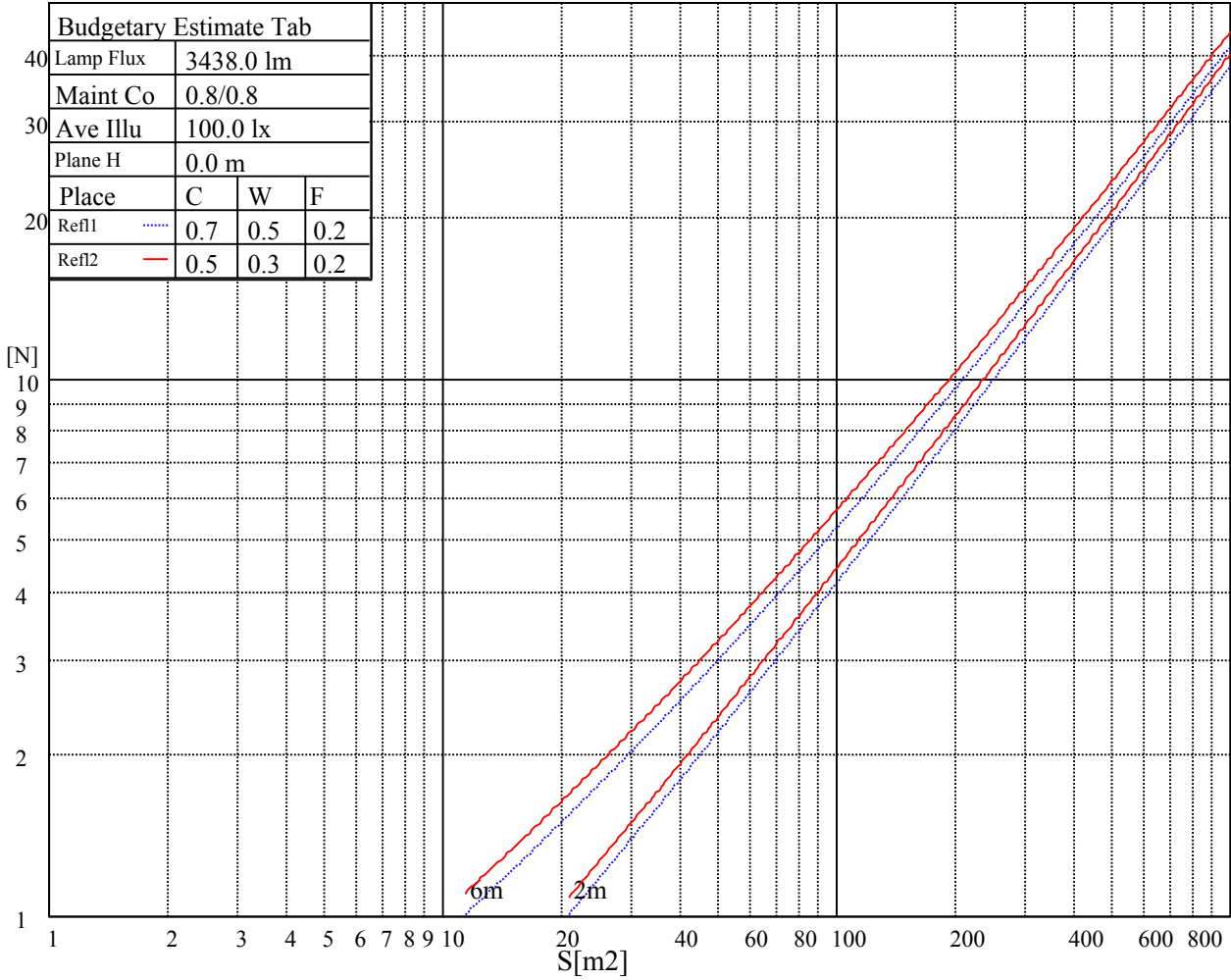
Glare	Quality	Service Values Illuminance(lx)							
1.15	A	2000	1000	500	<=300				
1.5	B		2000	1000	500	<=300			
1.85	C			2000	1000	500	<=300		
2.2	D				2000	1000	500	<=300	
2.55	E					2000	1000	500	<=300
		a	b	c	d	e	f	g	h

Luminance Limiting Curve

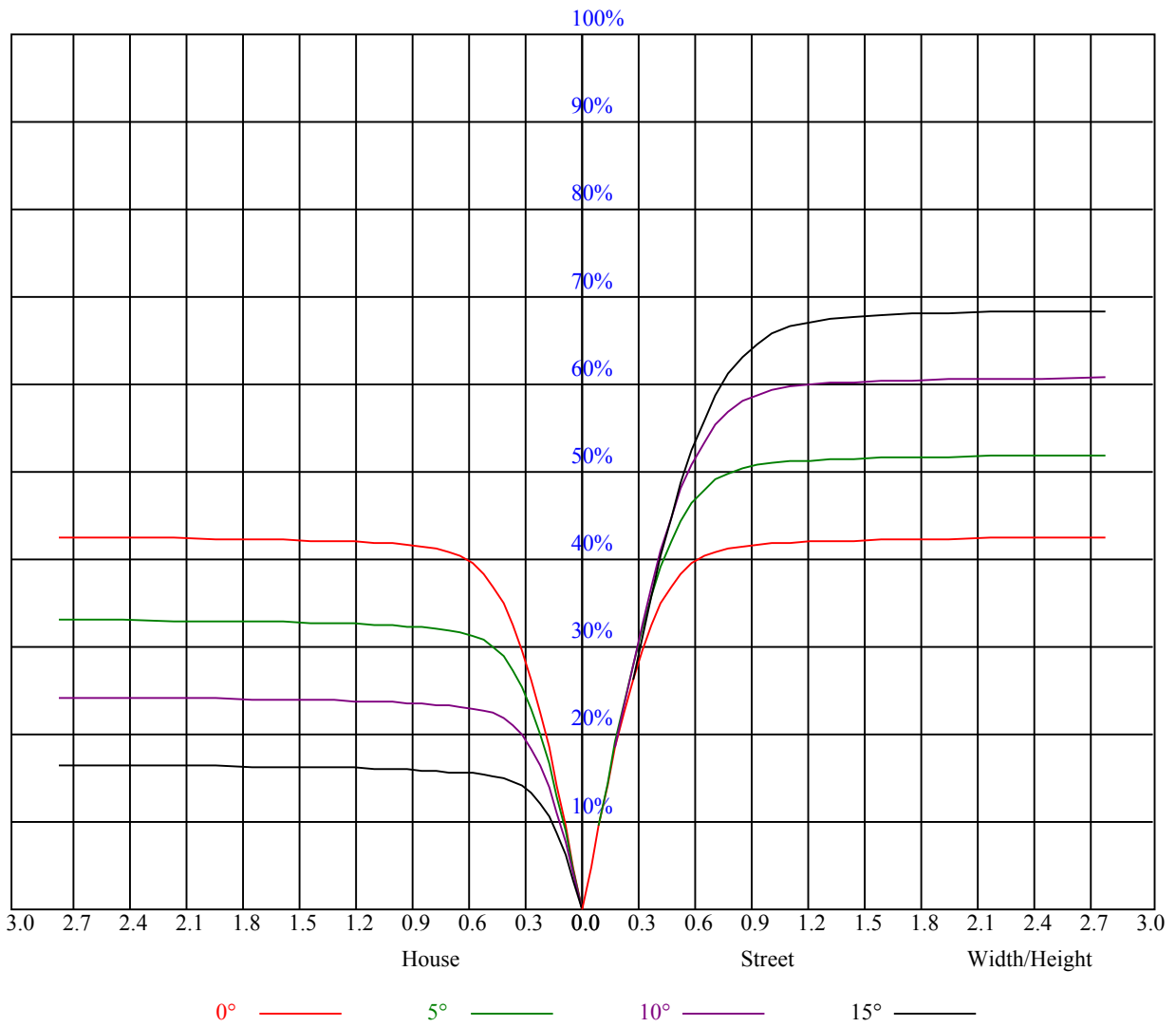


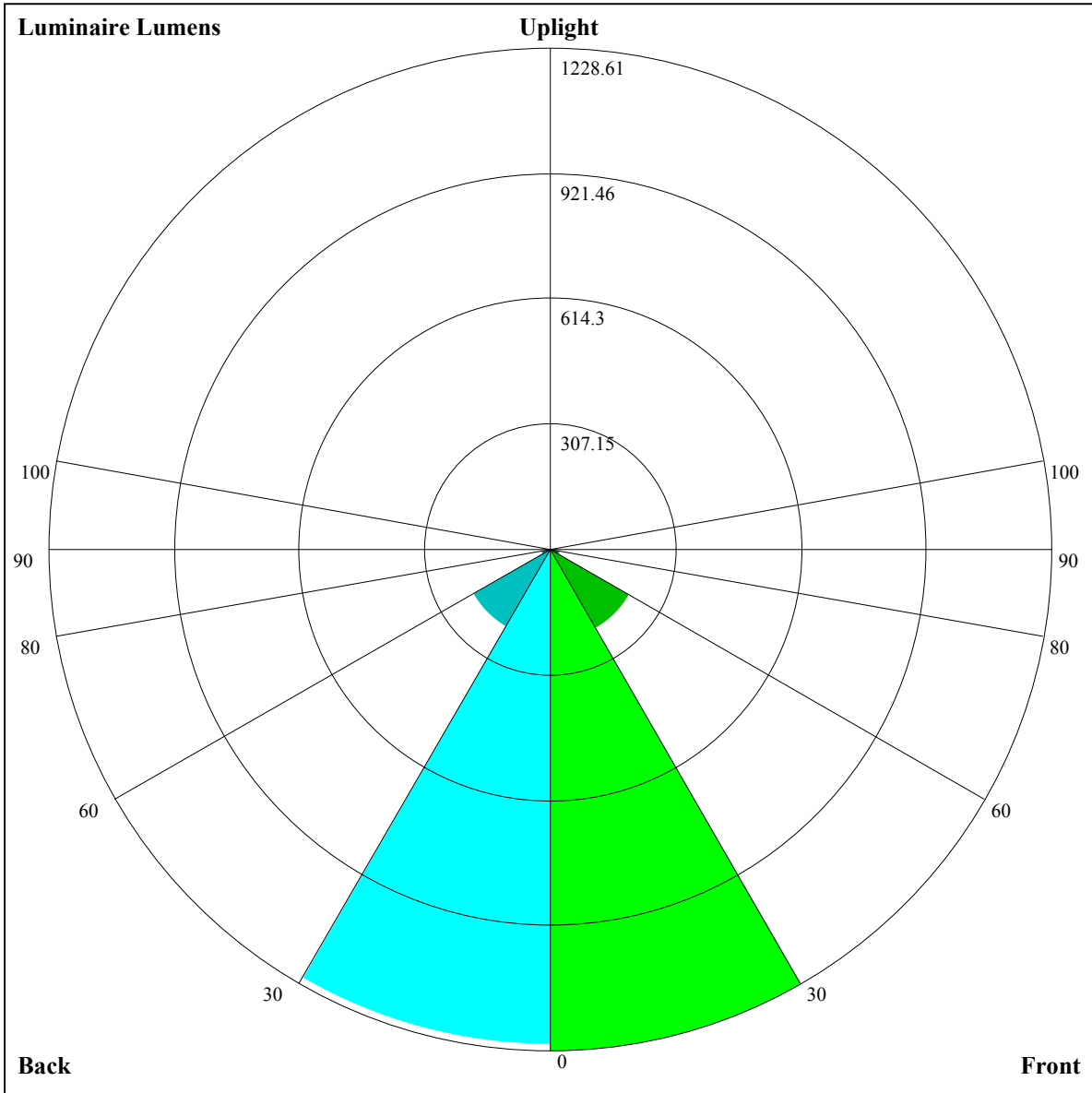
Illumination assessment according UGR											
Rf of Ceiling	70	70	50	50	30	70	70	50	50	30	
Rf of Wall	50	30	50	30	30	50	30	50	30	30	
Rf of Floor	20	20	20	20	20	20	20	20	20	20	
Room dimensions		Viewed crosswise					Viewed endwise				
X	Y										
2H	2H	非数字	非数字	非数字	非数字	非数字	非数字	非数字	非数字	非数字	
	3H	非数字	非数字	非数字	非数字	非数字	非数字	非数字	非数字	非数字	
	4H	非数字	非数字	非数字	非数字	非数字	非数字	非数字	非数字	非数字	
	6H	非数字	非数字	非数字	非数字	非数字	非数字	非数字	非数字	非数字	
	8H	非数字	非数字	非数字	非数字	非数字	非数字	非数字	非数字	非数字	
	12H	非数字	非数字	非数字	非数字	非数字	非数字	非数字	非数字	非数字	
4H	2H	非数字	非数字	非数字	非数字	非数字	非数字	非数字	非数字	非数字	
	3H	非数字	非数字	非数字	非数字	非数字	非数字	非数字	非数字	非数字	
	4H	非数字	非数字	非数字	非数字	非数字	非数字	非数字	非数字	非数字	
	6H	非数字	非数字	非数字	非数字	非数字	非数字	非数字	非数字	非数字	
	8H	非数字	非数字	非数字	非数字	非数字	非数字	非数字	非数字	非数字	
8H	12H	非数字	非数字	非数字	非数字	非数字	非数字	非数字	非数字	非数字	
	4H	非数字	非数字	非数字	非数字	非数字	非数字	非数字	非数字	非数字	
	6H	非数字	非数字	非数字	非数字	非数字	非数字	非数字	非数字	非数字	
	8H	非数字	非数字	非数字	非数字	非数字	非数字	非数字	非数字	非数字	
12H	12H	非数字	非数字	非数字	非数字	非数字	非数字	非数字	非数字	非数字	
	4H	非数字	非数字	非数字	非数字	非数字	非数字	非数字	非数字	非数字	
	6H	非数字	非数字	非数字	非数字	非数字	非数字	非数字	非数字	非数字	
	8H	非数字	非数字	非数字	非数字	非数字	非数字	非数字	非数字	非数字	
Variation with the observer position at spacings:											
S = 1.0H	非数字/非数字					非数字/非数字					
S = 1.5H	非数字/非数字					非数字/非数字					
S = 2.0H	非数字/非数字					非数字/非数字					
Standard tables:	BK0					BK0					
Uncorrected UGR	负无穷大					负无穷大					

UGR calculation is based on CIE Publ. 117 ,S/H = 0.25



RHOCC	80			70			50			30			10			0
RHOW	50	30	10	50	30	10	50	30	10	50	30	10	50	30	10	0
RCR	COEFFICIENTS OF UTILIZATION RHOF=20 CU															
0	1.02	1.02	1.02	1.00	1.00	1.00	0.95	0.95	0.95	0.91	0.91	0.91	0.87	0.87	0.87	0.86
1	0.95	0.93	0.91	0.93	0.91	0.90	0.90	0.88	0.87	0.87	0.85	0.84	0.84	0.83	0.82	0.80
2	0.89	0.86	0.83	0.88	0.85	0.82	0.85	0.82	0.80	0.82	0.80	0.79	0.80	0.78	0.77	0.76
3	0.84	0.80	0.76	0.82	0.79	0.76	0.80	0.77	0.75	0.78	0.76	0.74	0.76	0.74	0.72	0.71
4	0.79	0.74	0.71	0.78	0.74	0.71	0.76	0.73	0.70	0.74	0.71	0.69	0.73	0.70	0.68	0.67
5	0.75	0.70	0.67	0.74	0.70	0.66	0.72	0.69	0.66	0.71	0.68	0.65	0.70	0.67	0.65	0.63
6	0.71	0.66	0.63	0.70	0.66	0.62	0.69	0.65	0.62	0.68	0.64	0.62	0.67	0.64	0.61	0.60
7	0.67	0.62	0.59	0.67	0.62	0.59	0.66	0.62	0.59	0.65	0.61	0.58	0.64	0.60	0.58	0.57
8	0.64	0.59	0.56	0.63	0.59	0.56	0.63	0.59	0.56	0.62	0.58	0.55	0.61	0.58	0.55	0.54
9	0.61	0.56	0.53	0.61	0.56	0.53	0.60	0.56	0.53	0.59	0.55	0.53	0.58	0.55	0.53	0.52
10	0.58	0.54	0.51	0.58	0.54	0.51	0.57	0.53	0.50	0.57	0.53	0.50	0.56	0.53	0.50	0.49





Luminaire Lumens:

FL=1228.61,FM=225.41,FH=23.3,FVH=8.15

BL=1214.72,BM=219.36,BH=23.12,BVH=8.05

UL=0,UH=0

BUG Rating:B3-U0-G0

Intensity data(cd)

C/γ(°)	0.0	1.0	2.0	3.0	4.0	5.0	6.0	7.0	8.0
0.0	4921.22	4910.10	4890.78	4862.11	4829.34	4784.27	4740.97	4692.98	4627.43
45.0	4917.12	4925.90	4917.12	4888.44	4847.48	4811.19	4776.08	4734.53	4668.98
90.0	4918.29	4911.27	4889.03	4859.77	4821.73	4774.91	4727.51	4671.32	4575.93
135.0	4917.70	4926.48	4908.93	4886.69	4864.45	4819.39	4784.86	4733.94	4654.35
180.0	4921.22	4918.29	4916.53	4887.27	4859.18	4826.99	4775.49	4721.07	4655.52
225.0	4917.12	4911.85	4896.64	4860.35	4826.99	4795.39	4729.85	4663.13	4582.37
270.0	4918.29	4925.31	4914.78	4895.47	4870.30	4839.87	4804.17	4755.01	4705.27
315.0	4917.70	4905.41	4879.08	4852.74	4821.14	4793.05	4743.89	4686.54	4612.80
360.0	4921.22	4910.10	4890.78	4862.11	4829.34	4784.27	4740.97	4692.98	4627.43
C/γ(°)	9.0	10.0	11.0	12.0	13.0	14.0	15.0	16.0	17.0
0.0	4525.02	4430.21	4330.14	4201.97	4096.05	3942.72	3814.56	3657.71	3473.37
45.0	4599.34	4518.58	4420.85	4302.63	4196.71	4059.76	3940.96	3805.19	3613.24
90.0	4487.56	4363.50	4260.50	4152.23	4035.77	3910.53	3737.31	3579.29	3429.48
135.0	4577.10	4494.59	4388.08	4260.50	4151.64	4035.18	3916.38	3735.55	3583.98
180.0	4546.09	4452.45	4344.77	4216.60	4100.14	3976.08	3852.01	3672.93	3525.45
225.0	4482.30	4356.47	4258.16	4145.79	3995.97	3871.91	3724.43	3530.72	3374.47
270.0	4630.36	4520.92	4419.09	4284.49	4174.47	4065.62	3935.11	3773.00	3613.24
315.0	4528.53	4407.97	4303.80	4172.71	4060.93	3939.79	3768.32	3623.77	3473.95
360.0	4525.02	4430.21	4330.14	4201.97	4096.05	3942.72	3814.56	3657.71	3473.37
C/γ(°)	18.0	19.0	20.0	21.0	22.0	23.0	24.0	25.0	26.0
0.0	3322.38	3174.32	3020.40	2862.98	2654.64	2489.02	2318.13	2147.25	1927.20
45.0	3461.08	3311.26	3155.59	2967.15	2802.12	2639.42	2465.61	2256.69	2078.19
90.0	3278.49	3076.00	2918.58	2706.14	2539.35	2367.29	2155.44	1988.07	1816.60
135.0	3429.48	3235.18	3084.78	2920.92	2716.67	2550.47	2376.07	2154.86	1979.29
180.0	3364.52	3168.47	3005.19	2847.18	2641.76	2479.66	2298.24	2079.95	1909.65
225.0	3219.38	3020.99	2867.08	2701.46	2486.09	2318.72	2150.18	1974.02	1799.63
270.0	3464.01	3311.26	3107.02	2943.16	2788.07	2627.13	2403.58	2244.98	2018.50
315.0	3280.24	3121.06	2964.22	2804.46	2601.97	2434.01	2266.63	2095.75	1879.80
360.0	3322.38	3174.32	3020.40	2862.98	2654.64	2489.02	2318.13	2147.25	1927.20
C/γ(°)	27.0	28.0	29.0	30.0	31.0	32.0	33.0	34.0	35.0
0.0	1759.83	1539.79	1162.90	1162.90	994.06	839.10	697.53	553.33	462.50
45.0	1902.04	1683.17	1512.28	1344.32	1138.32	975.04	784.85	654.93	547.83
90.0	1604.75	1147.63	1147.63	1107.30	904.70	761.79	636.32	531.15	422.12
135.0	1802.55	1628.15	1414.55	1247.76	1085.65	927.05	744.46	621.57	523.25
180.0	1738.18	1574.31	1405.18	1199.18	1037.08	871.46	694.14	578.85	465.90
225.0	1586.60	1163.13	1163.13	1042.17	879.59	729.13	606.18	485.97	409.54
270.0	1848.20	1679.65	1459.02	1285.80	1126.62	920.62	762.02	638.54	536.71
315.0	1710.09	1540.37	1155.41	1155.41	951.75	798.77	666.86	557.43	448.11
360.0	1759.83	1539.79	1162.90	1162.90	994.06	839.10	697.53	553.33	462.50
C/γ(°)	36.0	37.0	38.0	39.0	40.0	41.0	42.0	43.0	44.0
0.0	385.43	322.17	255.63	213.08	179.02	149.93	122.43	104.35	89.95
45.0	459.46	366.41	304.38	304.38	241.05	164.74	138.93	118.16	101.13
90.0	350.26	289.80	238.07	187.45	156.78	126.58	107.80	92.35	77.72
135.0	420.84	350.61	306.13	306.13	188.74	151.40	128.40	109.20	94.10
180.0	390.99	328.37	300.86	300.86	179.90	150.64	122.08	103.99	89.48
225.0	328.60	274.88	229.35	184.58	154.85	130.91	111.37	92.06	80.12
270.0	430.20	364.07	300.86	300.86	242.52	166.09	139.40	117.75	96.80
315.0	374.95	312.63	260.83	207.87	173.58	145.78	123.54	101.19	87.14
360.0	385.43	322.17	255.63	213.08	179.02	149.93	122.43	104.35	89.95

Intensity data(cd)

C/γ(°)	45.0	46.0	47.0	48.0	49.0	50.0	51.0	52.0	53.0
0.0	78.65	68.59	62.68	57.29	53.61	50.33	46.99	44.59	42.60
45.0	84.62	74.62	67.36	60.51	56.36	52.67	48.81	46.23	43.89
90.0	69.06	62.85	58.23	53.72	50.68	47.93	45.53	42.96	41.08
135.0	79.47	70.87	64.55	59.52	54.72	51.27	48.28	45.76	43.07
180.0	78.07	67.65	61.80	57.35	53.55	49.51	46.76	44.42	41.84
225.0	70.75	64.02	57.59	53.78	50.39	46.88	44.54	41.90	40.15
270.0	83.39	71.22	64.26	59.11	54.13	50.91	47.99	45.47	42.78
315.0	76.55	66.95	61.27	55.95	52.38	49.28	46.64	43.72	41.61
360.0	78.65	68.59	62.68	57.29	53.61	50.33	46.99	44.59	42.60
C/γ(°)	54.0	55.0	56.0	57.0	58.0	59.0	60.0	61.0	62.0
0.0	40.79	38.80	37.40	35.93	34.47	32.77	31.37	29.96	28.38
45.0	41.43	39.80	38.33	36.52	35.17	33.71	32.42	31.08	29.32
90.0	39.50	37.69	36.34	35.00	33.30	31.95	30.61	28.97	27.74
135.0	41.20	39.27	37.81	36.46	34.65	33.24	31.84	30.49	28.73
180.0	40.03	38.45	36.64	35.23	33.42	32.01	30.72	29.32	27.68
225.0	38.57	36.75	35.35	33.88	32.54	30.78	29.44	28.15	26.92
270.0	40.79	39.15	37.69	35.93	34.47	33.12	31.31	29.96	28.32
315.0	39.85	38.33	36.52	35.11	33.71	32.30	30.55	29.20	27.56
360.0	40.79	38.80	37.40	35.93	34.47	32.77	31.37	29.96	28.38
C/γ(°)	63.0	64.0	65.0	66.0	67.0	68.0	69.0	70.0	71.0
0.0	27.21	25.81	24.58	23.53	22.88	22.30	21.89	21.65	21.42
45.0	27.97	26.92	25.46	24.17	23.12	22.53	22.12	21.77	21.48
90.0	26.63	25.52	24.05	23.23	22.71	22.24	21.83	21.59	21.36
135.0	27.45	26.34	25.22	23.76	23.06	22.47	22.00	21.71	21.36
180.0	26.57	25.46	24.29	23.23	22.41	22.00	21.59	21.36	21.13
225.0	25.87	24.40	23.06	22.47	21.95	21.59	21.24	21.07	20.89
270.0	27.10	26.04	24.81	23.35	22.59	22.06	21.65	21.30	21.07
315.0	26.39	24.93	23.76	22.94	22.36	21.83	21.54	21.30	21.07
360.0	27.21	25.81	24.58	23.53	22.88	22.30	21.89	21.65	21.42
C/γ(°)	72.0	73.0	74.0	75.0	76.0	77.0	78.0	79.0	80.0
0.0	21.19	20.95	20.83	20.66	20.42	20.31	20.01	19.72	19.02
45.0	21.24	21.07	20.89	20.66	20.48	20.25	20.07	19.84	19.55
90.0	21.19	21.01	20.78	20.66	20.54	20.31	20.07	19.66	18.84
135.0	21.19	20.95	20.72	20.60	20.42	20.19	20.01	19.61	19.20
180.0	20.89	20.72	20.48	20.37	20.19	20.01	19.84	19.49	18.67
225.0	20.66	20.48	20.31	20.13	19.96	19.72	19.43	19.08	18.20
270.0	20.89	20.66	20.54	20.37	20.13	20.01	19.78	19.43	19.08
315.0	20.78	20.66	20.42	20.19	20.01	19.78	19.49	19.08	18.32
360.0	21.19	20.95	20.83	20.66	20.42	20.31	20.01	19.72	19.02
C/γ(°)	81.0	82.0	83.0	84.0	85.0	86.0	87.0	88.0	89.0
0.0	18.32	17.73	16.44	15.10	14.28	13.52	13.05	12.76	12.52
45.0	18.67	18.14	17.03	15.86	14.75	13.87	13.28	12.87	12.64
90.0	18.08	16.91	15.86	14.63	13.81	13.34	12.93	12.64	12.41
135.0	18.38	17.67	16.44	15.10	14.22	13.46	13.11	12.82	12.47
180.0	18.14	17.26	16.04	14.86	13.87	13.28	12.99	12.64	12.35
225.0	17.73	16.50	15.27	14.40	13.52	13.11	12.76	12.52	12.41
270.0	18.14	17.79	16.80	15.63	14.51	13.69	13.11	12.82	12.52
315.0	17.79	17.09	15.80	14.81	13.87	13.23	12.87	12.58	12.35
360.0	18.32	17.73	16.44	15.10	14.28	13.52	13.05	12.76	12.52

Intensity data(cd)

C/γ(°)	90.0
0.0	12.41
45.0	12.41
90.0	12.41
135.0	12.41
180.0	12.47
225.0	12.41
270.0	12.41
315.0	12.41
360.0	12.41